

**PARTS LIST**

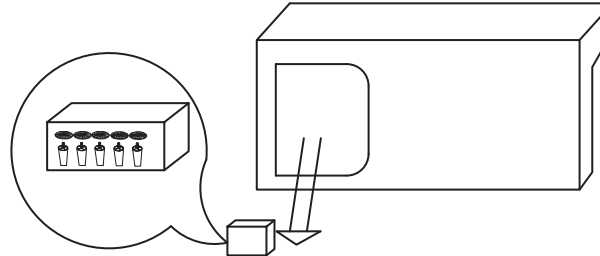
| No. | DESCRIPTION  | IMAGE | Q'TY |
|-----|--------------|-------|------|
| A   | SOFA SEAT    |       | 1    |
| B   | BACK CUSHION |       | 3    |
| C   | PILLOW       |       | 2    |
| D   | SEAT CUSHION |       | 3    |
| E   | LEG          |       | 5    |

**NOTE:** PO # is located underneath/ at the back side of each item. Please be prepared to provide this # should any claim be necessary.

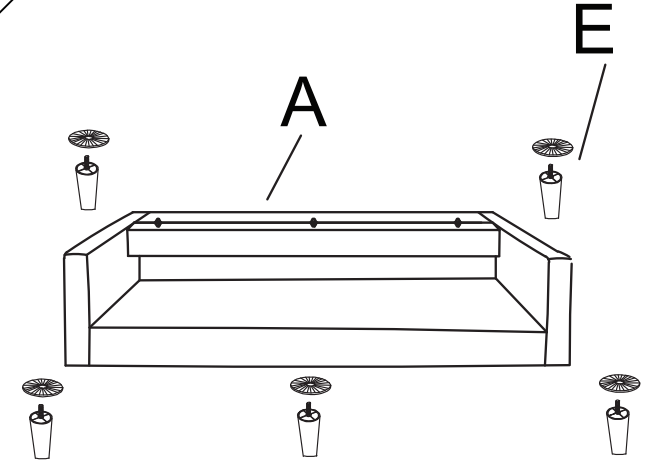
**CAUTION:** Item is heavy. Assembly should be performed by two people.

1

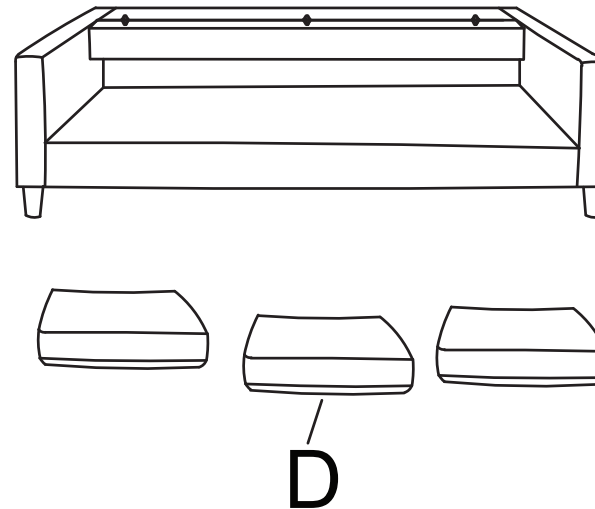
Take the Leg out of the bottom



2



3



# KIT-STARK DARK GREY SOFA & 2 LIGHT GREY SWIVEL CHAIRS

## 313197

*Assembly instructions:*

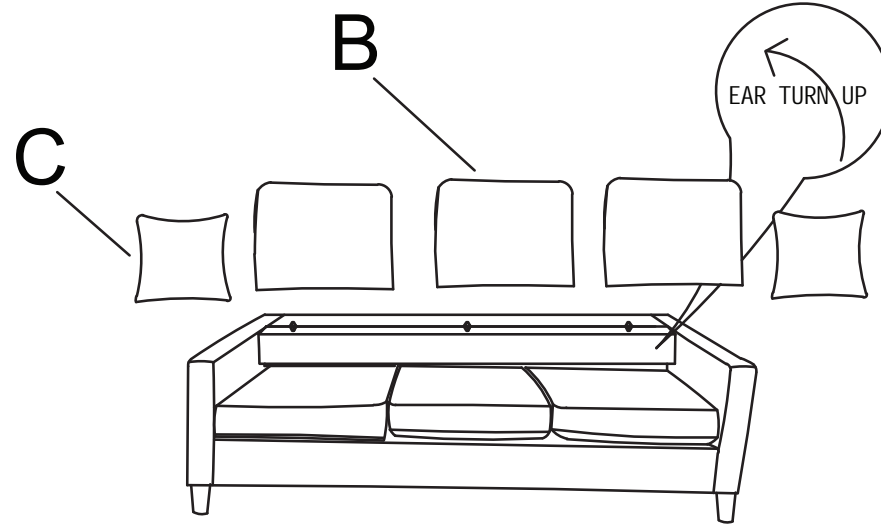
**PARTS LIST**

| No. | DESCRIPTION  | IMAGE | Q'TY |
|-----|--------------|-------|------|
| A   | SOFA SEAT    |       | 1    |
| B   | BACK CUSHION |       | 3    |
| C   | PILLOW       |       | 2    |
| D   | SEAT CUSHION |       | 3    |
| E   | LEG          |       | 5    |


**NOTE:** PO # is located underneath/ at the back side of each item. Please be prepared to provide this # should any claim be necessary.

**CAUTION:** Item is heavy. Assembly should be performed by two people.


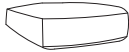

4



5



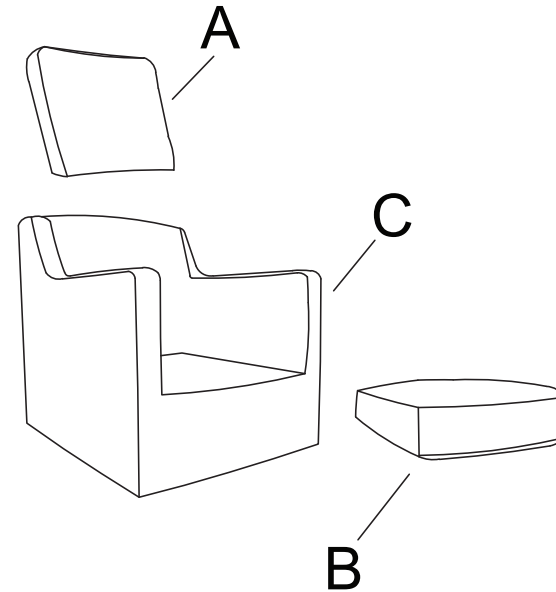
**PARTS LIST**

| No. | DESCRIPTION  | IMAGE                                                                             | Q'TY |
|-----|--------------|-----------------------------------------------------------------------------------|------|
| A   | BACK         |  | 1    |
| B   | SEAT CUSHION |  | 1    |
| C   | SEAT         |  | 1    |


**NOTE:** PO # is located underneath/ at the back side of each item. Please be prepared to provide this # should any claim be necessary.

**CAUTION:** Item is heavy. Assembly should be performed by two people.

1



2


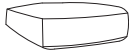



# KIT-STARK DARK GREY SOFA & 2 LIGHT GREY SWIVEL CHAIRS

## 313197

*Assembly instructions:*

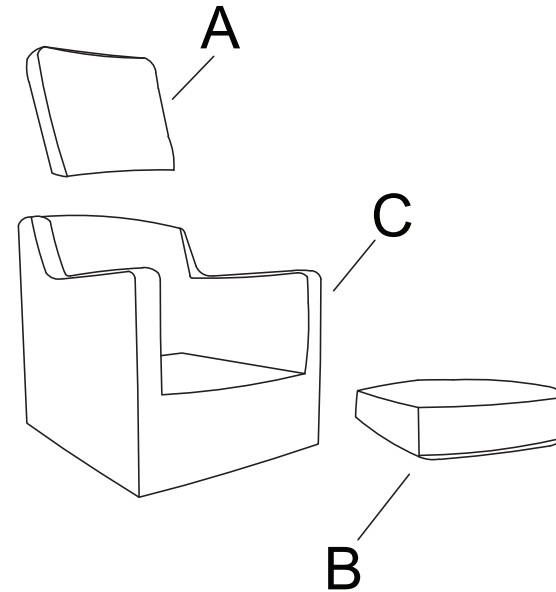
**PARTS LIST**

| No. | DESCRIPTION  | IMAGE                                                                             | Q'TY |
|-----|--------------|-----------------------------------------------------------------------------------|------|
| A   | BACK         |  | 1    |
| B   | SEAT CUSHION |  | 1    |
| C   | SEAT         |  | 1    |


**NOTE:** PO # is located underneath/ at the back side of each item. Please be prepared to provide this # should any claim be necessary.

**CAUTION:** Item is heavy. Assembly should be performed by two people.

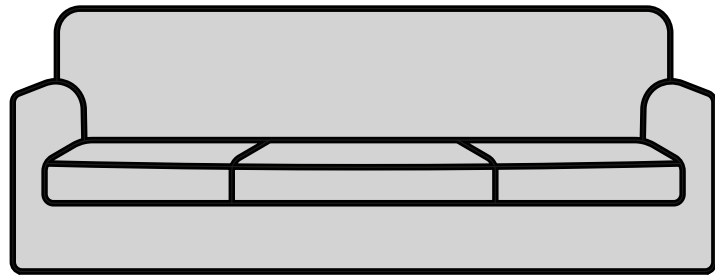
1



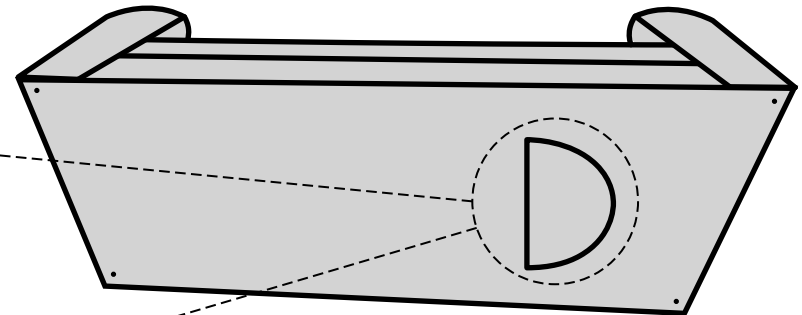
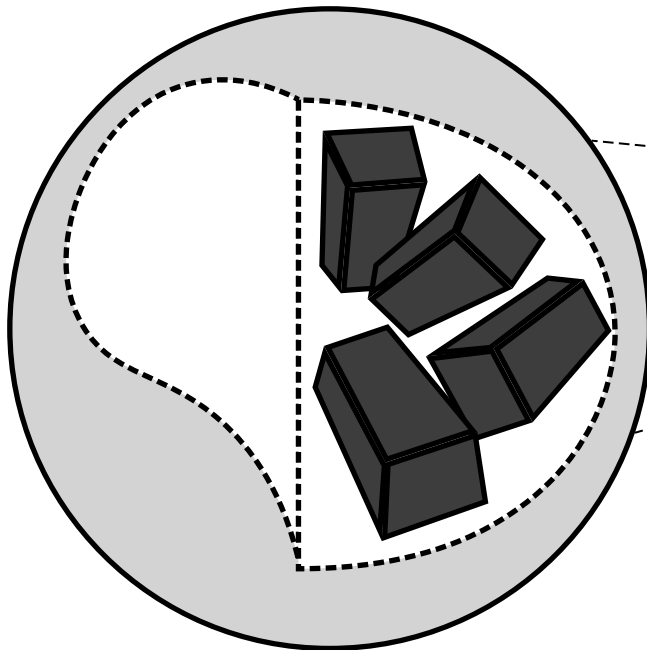
2



# How to Find Your Furniture Legs *Cómo encontrar las patas de su mueble*



Gently lay sofa/love seat on it's back  
*Coloque suavemente el sofá o el sofá de dos plazas sobre su respaldo*



Locate the compartment underneath sofa/love seat  
*Encuentre el compartimento debajo del sofá*

Open compartment to locate upholstery legs and assembly instructions  
*Habr  el compartimento para localizara las patas del sof  y las instrucciones de asamblea*