

Headboard hardware located in velcro pouch  
in back of headboard.  
Footboard hardware located in one end of the  
footboard/siderails.

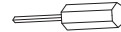
**CARLEIGH**

KING/QUEEN UPHOLSTERED PANEL BED

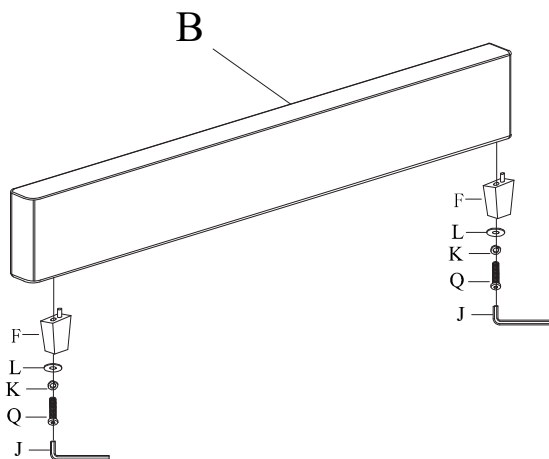
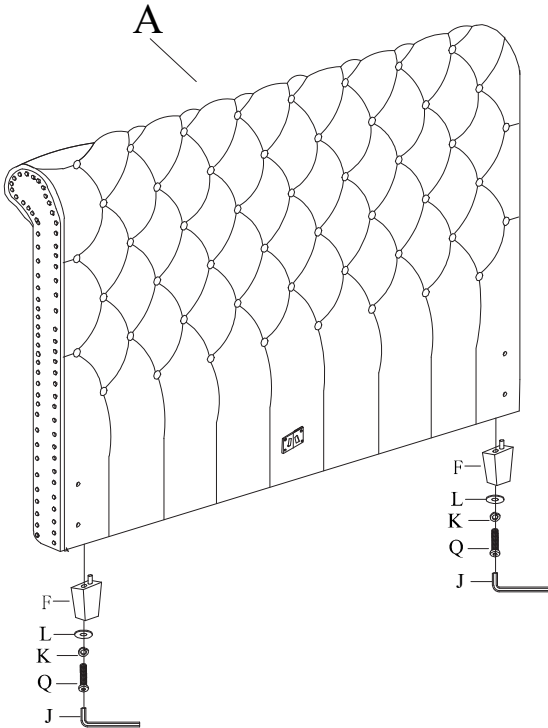
SKU: 322663, 322664, 322669, 322670





Thank you for purchasing this quality product. Be sure to check all packing material carefully for small parts that may have come loose inside the carton during shipment.

**TOOLS REQUIRED(NOT PROVIDED)**




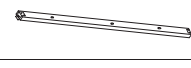




 Philips Screwdriver

Step1: Assembly HB(A),FB(B) with Leg(F).








Q	Bolt		Ø5/16*4"	4PCS
K	Spring Washer		Ø5/16"	4PCS
L	Flat Washer		Ø5/16"	4PCS
J	Allen Key		M5	1 PC











**PARTS LIST:**

No.	Description	Sketch	Quantity
A	Headboard		1PC
B	Footboard		1PC
C	Side Rail		2PCS
D	Centre Rail		1PC
E	Center Rail Support Leg	 1.2"*1.2"*7"	3PCS
E1	Slat Support Leg	 1.2"*1.2"*8"	8PCS
F	Leg	 3"*3"*5.5"	4PCS
G	Slats		4PCS

**HB HARDWARE LIST:(2) LEGS FOR HEADBOARD**

No.	Description	Sketch	Size	Quantity
F	Leg		3"*3"*5.5"	2PCS
J	Allen Key		M5*4"	1PCS
K	Spring Washer		Ø5/16"	2PCS
L	Flat Washer		Ø5/16"	2PCS
Q	Bolt		Ø5/16"*4"	2PCS

**FB HARDWARE LIST:(2) LEGS FOR FOOTBOARD**

No.	Description	Sketch	Size	Quantity
H	Bolt		Ø5/16"*2-1/2"	4PCS
I	Bolt		Ø5/16"*1-1/2"	15PCS
J	Allen Key		M5*4"	1PCS
K	Spring Washer		Ø5/16"	10PCS
L	Flat Washer		Ø5/16"	25PCS
M	Screw		Ø8*1"	4PCS
N	Screw		Ø8*1-1/2"	8PCS
O	Spanner		M12	1PC
P	Nut		M12	4PCS
Q	Bolt		Ø5/16"*4"	2PCS
R	Metal bracket		50*32*30*2	2SET

Headboard hardware located in velcro pouch in back of headboard.  
Footboard hardware located in one end of the footboard/siderails.

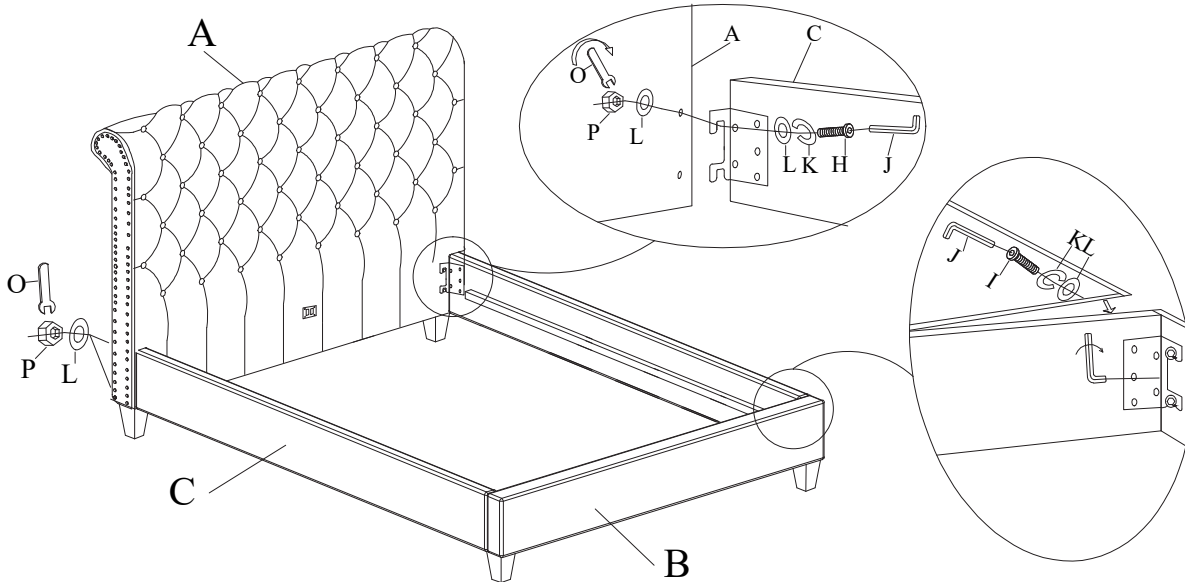
**CARLEIGH**

KING/QUEEN UPHOLSTERED PANEL BED

SKU: 322663, 322664, 322669, 322670

Thank you for purchasing this quality product. Be sure to check all packing material carefully for small parts that may have come loose inside the carton during shipment.

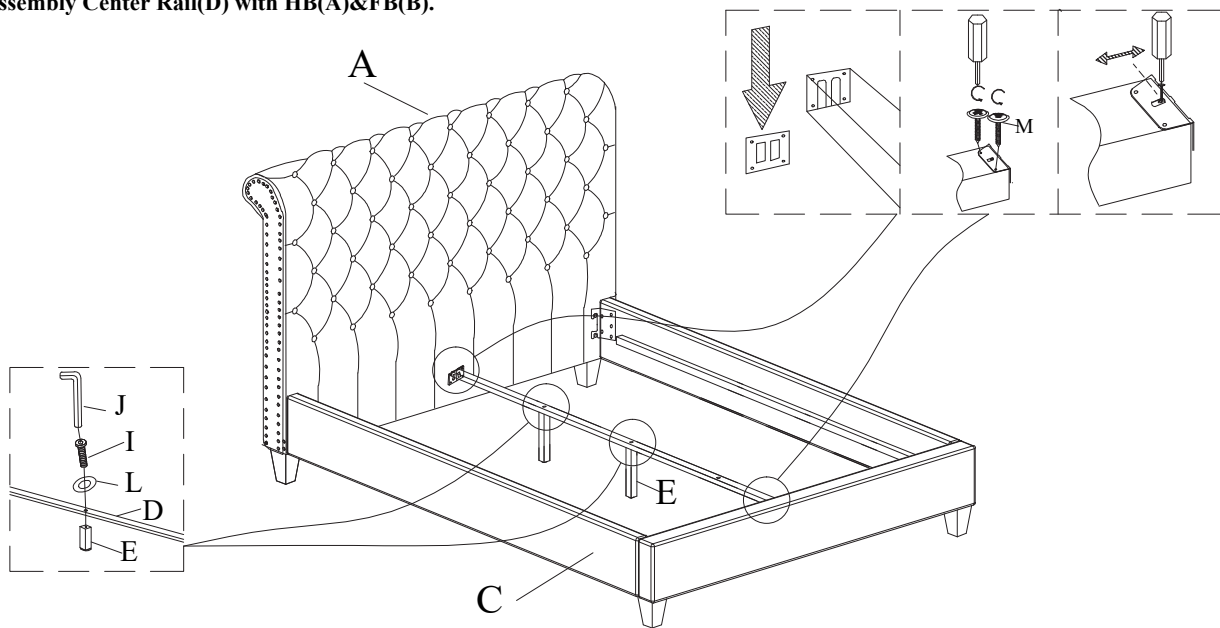
**Step2: Assembly Side Rail(C) with HB(A)&FB(B).**



L	Flat Washer		Ø5/16"	12PCS
K	Spring Washer		Ø5/16"	8PCS
O	Spanner		M12	1PC
P	Nut		M12	4PCS

H	Bolt		Ø5/16"*2-1/2"	4PCS
I	Bolt		Ø5/16"*1-1/2"	4PCS
J	Allen Key		M5	1PC

**Step3: Assembly Center Rail(D) with HB(A)&FB(B).**



I	Bolt		Ø5/16"*1-1/2"	3PCS
J	Allen Key		M5	1PC

L	Flat Washer		Ø5/16"	3PCS
M	Screw		Ø8*1"	4PCS

Headboard hardware located in velcro pouch in back of headboard.  
 Footboard hardware located in one end of the footboard/siderails.

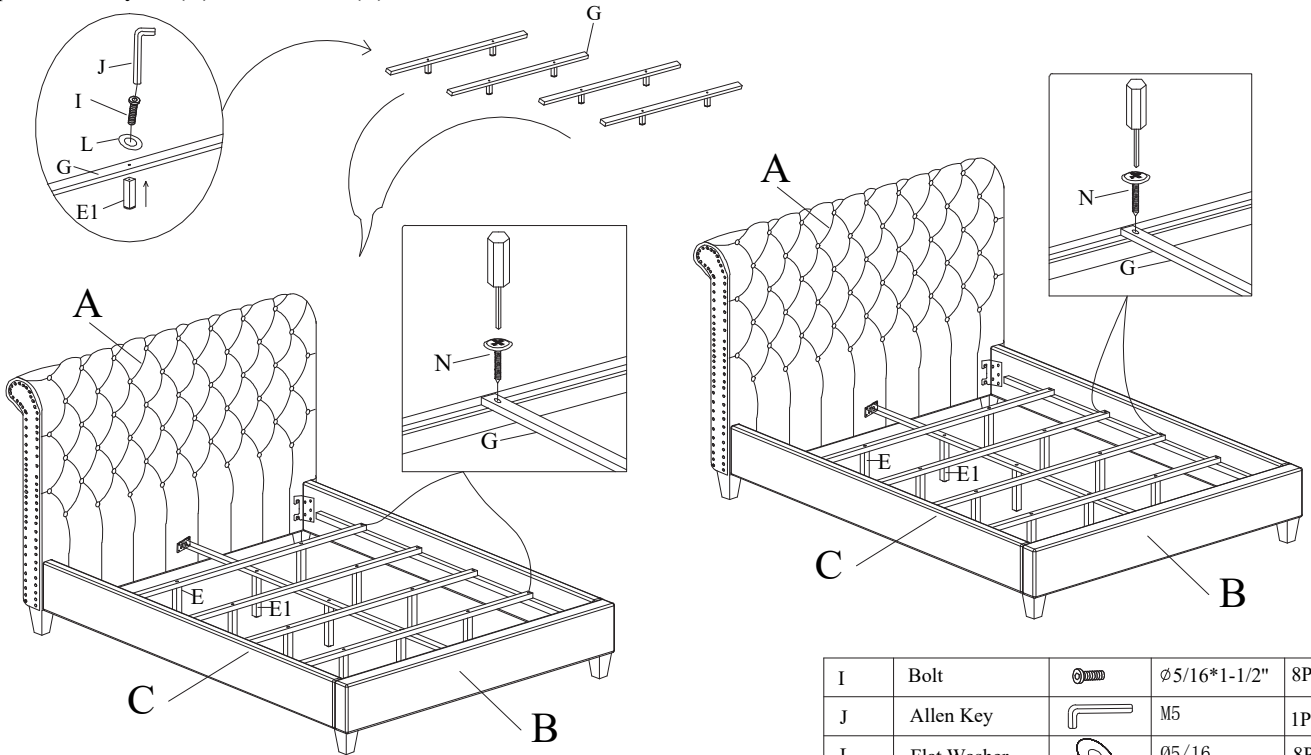
**CARLEIGH**





KING/QUEEN UPHOLSTERED PANEL BED

SKU: 322663, 322664, 322669, 322670

Thank you for purchasing this quality product. Be sure to check all packing material carefully for small parts that may have come loose inside the carton during shipment.

Step 4: Assembly slat(G) with side Rail(C).



I	Bolt		Ø5/16*1-1/2"	8PCS
J	Allen Key		M5	1PC
L	Flat Washer		Ø5/16	8PCS
N	Screw		Ø8*1-1/2"	8PCS

Step 6: Completed assembly for a regular bed.

