





ASSEMBLY INSTRUCTIONS

T127/126-01 SQUARE UPH COCKTAIL TABLE

Thank you purchasing this quality product. Place all wooden parts on a clean and smooth surface such as a rug or carpet to avoid the parts from being scratched. Be sure to check all packing materials carefully for small parts may have come loose inside the carton during shipment, clarify and count all parts and compare with the parts list below. Do not tighten all screws / bolts until all completely assembled.

HARDWARE LIST

NO.	SKETCH	HARDWARE	Q'TY	NO.	SKETCH	HARDWARE	Q'TY
A		1/4"*2" ALLEN BOLT	12	B		φ1/4" LOCK WASHER	12
C		φ1/4" FLAT WASHER	12	D		4mm ALLEN WRENCH	1

These parts are cumbersome and heavy. Therefore, two people are recommended in order to prevent personal injury and insure the parts are not damaged during the assembly.

△ Important Notes

- *Keep all hardware parts out of reach of children!
- *Tighten screws periodically! With the use of this product bolts and screws may become loose over time!
- *Don't attempt to modify parts!

Diagram1

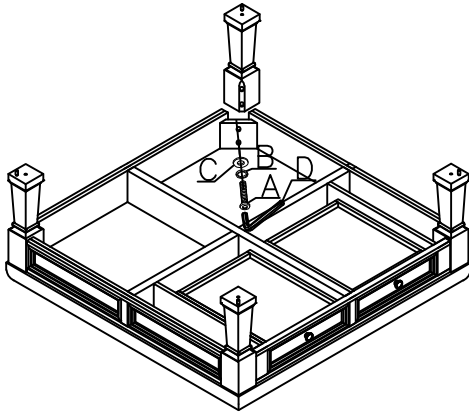
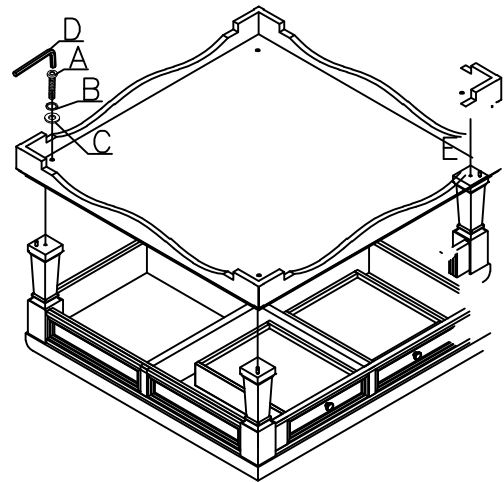


Diagram2



Begin by placing the table upside down on a smooth surface please make sure the surface is not abrasive.

