



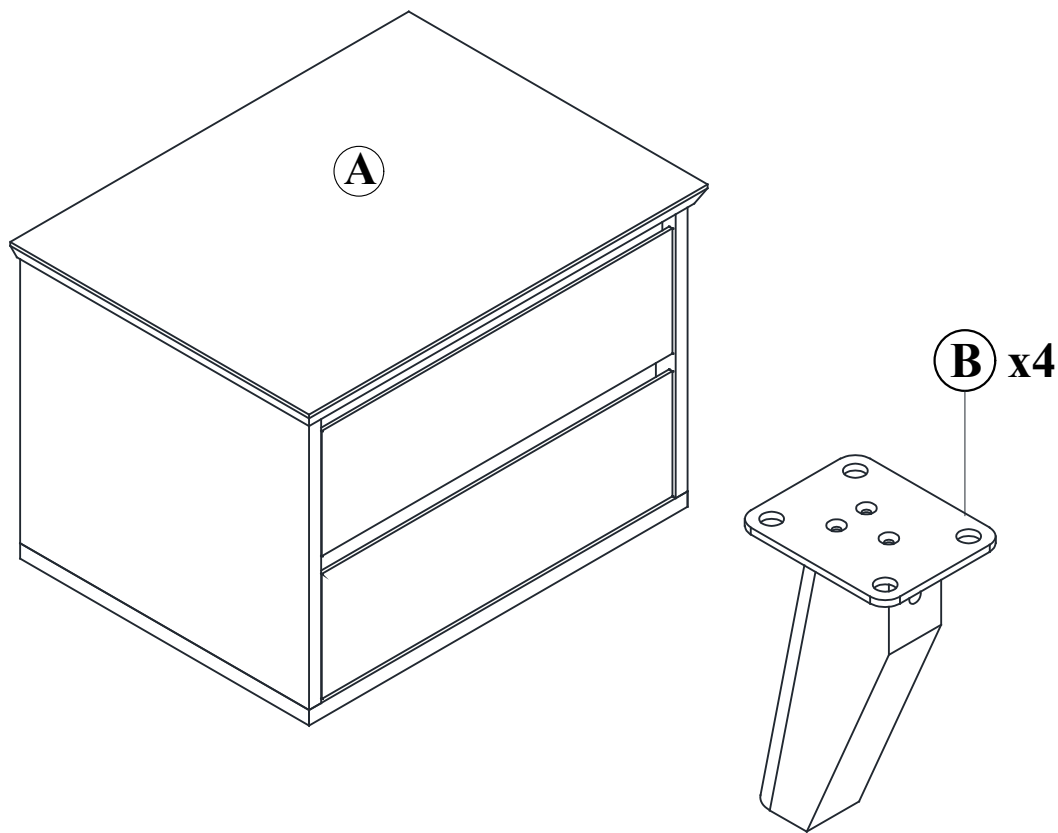
ASSEMBLY INSTRUCTIONS



DRAPER NIGHT STAND W 2 DRAWERS & USB PORT





LS SKU#336739
MODEL # DE-DRAP-B02-60-USB



- CAUTION:** PLEASE READ ALL INSTRUCTIONS BEFORE STARTING THE ASSEMBLY OF THIS PRODUCT. THESE PIECES ARE HEAVY. IN ORDER TO PREVENT PERSONAL INJURIES AND ENSURE THAT THIS PRODUCT IS NOT DAMAGED DURING THE ASSEMBLY PROCESS, IT IS STRONGLY RECOMMENDED THAT YOU REQUIRE HELP FROM ONE OR MORE PEOPLE.
- ATTENTION:** VEUILLEZ LIRE TOUTES LES INSTRUCTIONS AVANT DE COMMENCER L'ASSEMBLAGE DE CE PRODUIT. LES DIFFÉRENTES PARTIES SONT LOURDES AFIN DE PARER TOUTE BLESSURE ET D'ÉVITER QUE LE PRODUIT NE SUBISSE DES DOMMAGES. IL EST FORTEMENT RECOMMANDÉ DE DEMANDER DE L'AIDE DE LA PART D'UNE OU PLUSIEURS PERSONNES DURANT L'ASSEMBLAGE.
- CUIDADO:** FAVOR DELEER TODAS LAS INSTRUCCIONES ANTES DE ENSAMBLAR SU PRODUCTO. ESTAS PIEZAS SON PESADAS. PARA PREVENIR HERIDAS PERSONALES Y ASEGURAR QUE SU PRODUCTO NO SEA DANADO MIENTRAS ES ENSAMBLADO SE RECOMIENDA LA ASISTENCIA DE UNA O MAS PERSONAS.

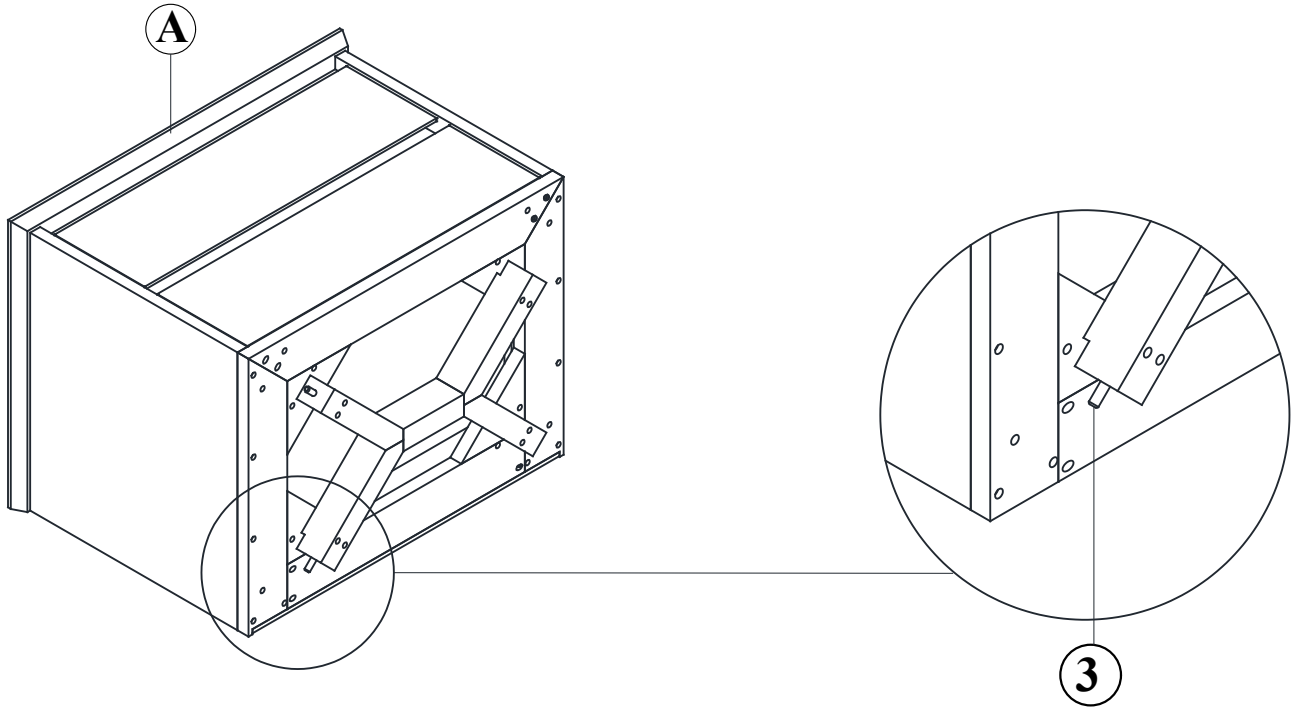


LIST OF PARTS AND HARDWARE			
No.	Description		Q'ty
A		BOX	1
B		LEGS	4

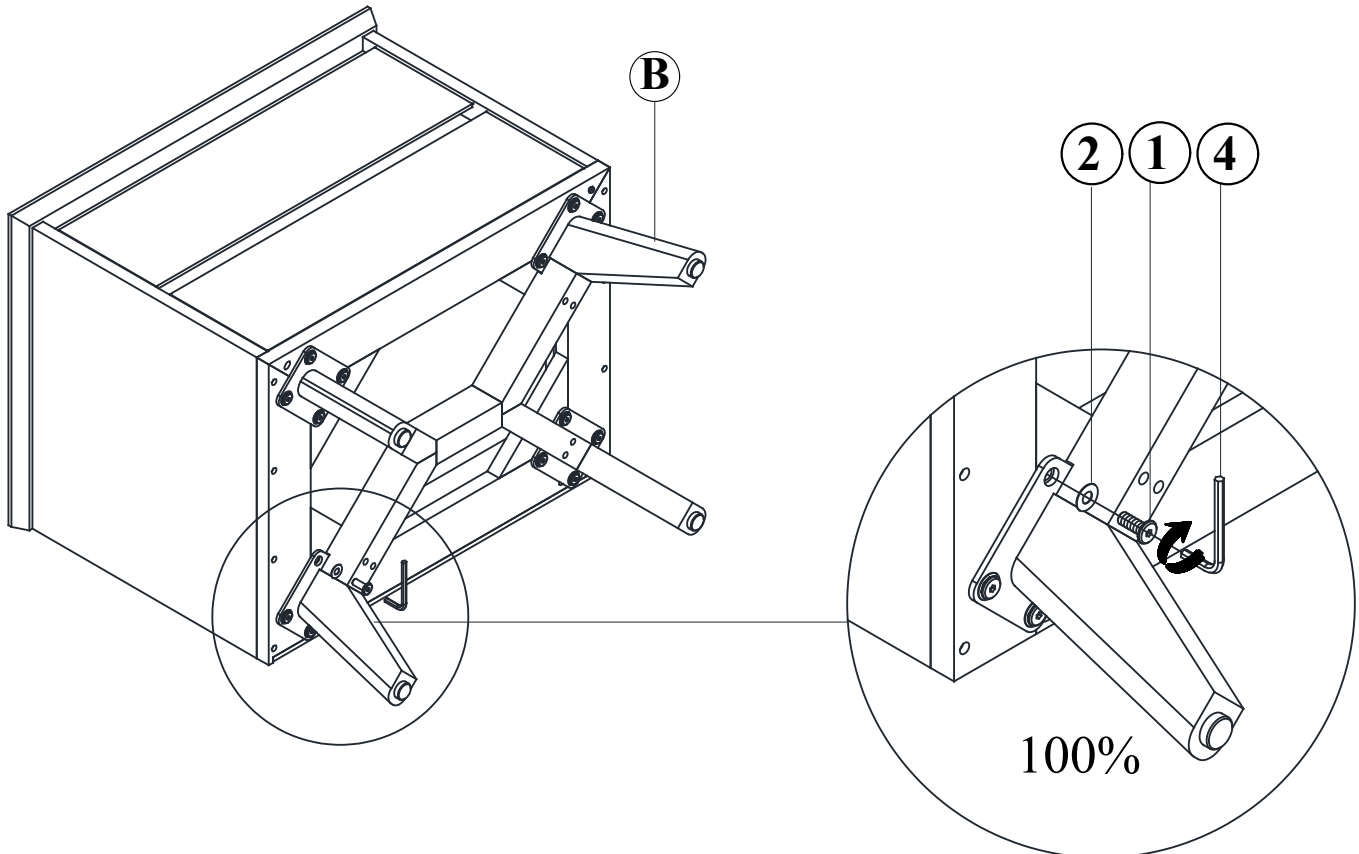
LIST OF PARTS AND HARDWARE				
No.	Description			Q'ty
1		Bolt	M6*20	16
2		Washer	8*18	16
3		Dowels	8*40	4
4		Key	M4	1



Step 1



Step 2





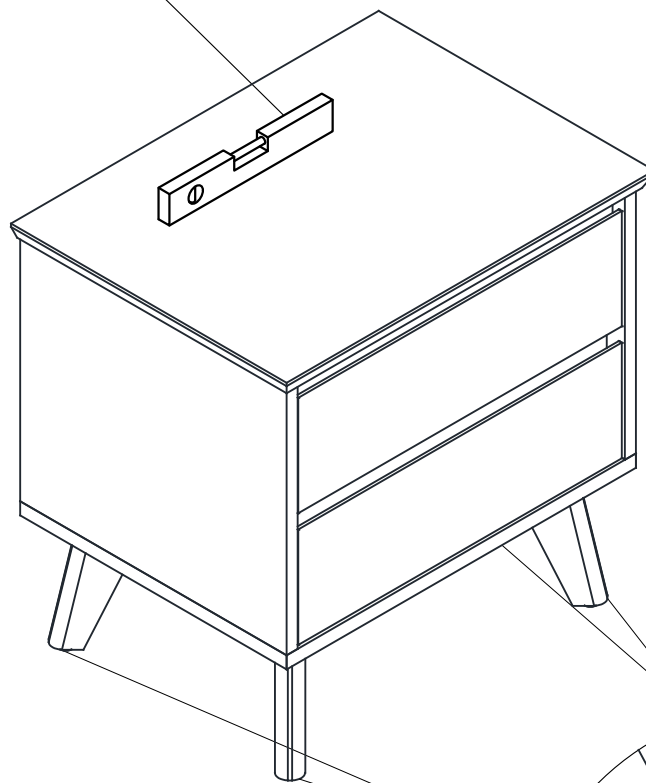
ASSEMBLY INSTRUCTIONS

DRAPER NIGHT STAND W 2 DRAWERS & USB PORT
LS SKU#336739
MODEL # DE-DRAP-B02-60-USB



Step 3

Use level to adjust feet if needed, level not included



Pre-installed adjustable feet

