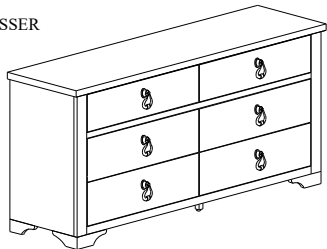


# ASSEMBLY INSTRUCTIONS

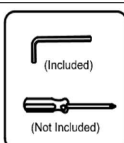


<b>A</b>	DRESSER		X1
<b>B</b>	LEFT FRONT LEG (Packed inside drawer)		X1
<b>C</b>	RIGHT FRONT LEG (Packed inside drawer)		X1
<b>D</b>	LEFT BACK LEG (Packed inside drawer)		X1
<b>E</b>	RIGHT BACK LEG (Packed inside drawer)		X1
<b>F</b>	SUPPORT LEG		X1
<b>G</b>	TIPPING RESTRAINT (Affix to wall behind Dresser) *Located at the back panel		X1
<b>H</b>	JCBC BOLT WITH SPRING WASHER AND FLAT WASHER M6 x 40mm		X8
<b>I</b>	ALLEN KEY M4		X1

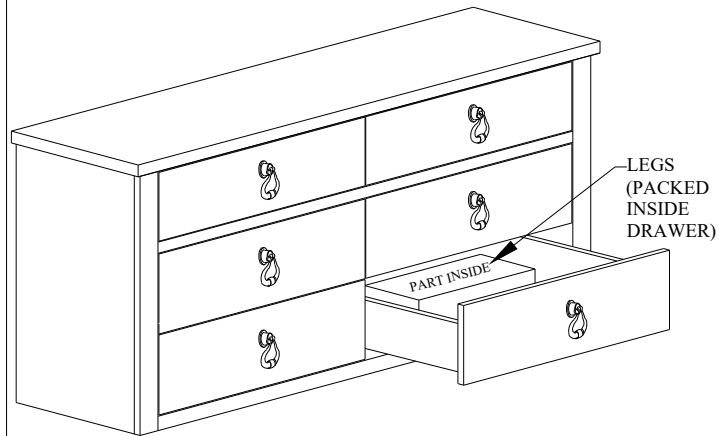
DRESSER



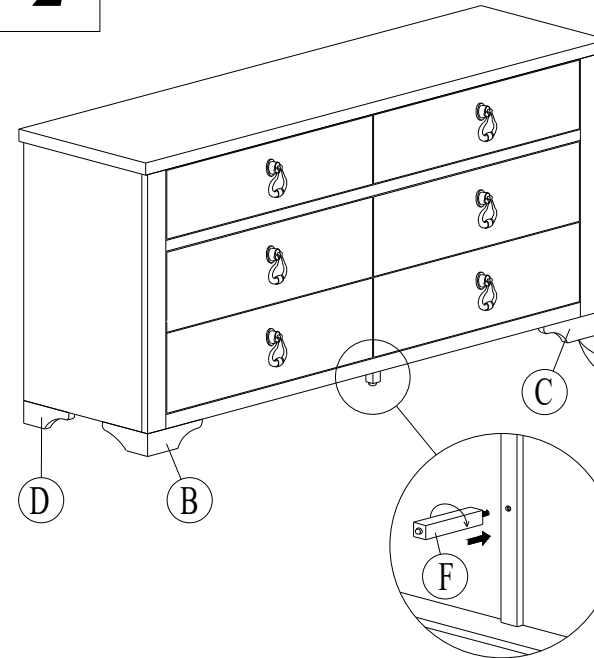
B3050-1 - DRESSER



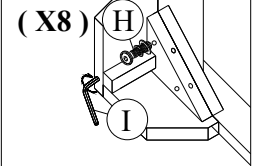
**1**



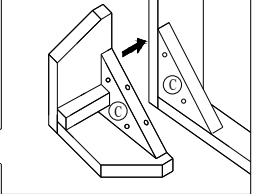
**2**



STEP 2



STEP 1



Level Me on Uneven Floor

**3**

